


1 Features And Benefits

- LAN interfaces of various devices including network devices, communication equipment, digital consumer electronics, etc
- Compliant With Ethernet 1/2.5/5/10GBase-T
- Improved Return Loss And Cross Talk Properties
- NON-POE、IEEE802.3af(15W)、IEEE802.3at(30W) available
- High-Quality Product That Uses Auto Winding
- Operating temperature -40°C to +85°C
- 1200Vrms/1mA/60s Hi-pot Support
- Super Small Size - available in 4532 Size
- RoHS Compliant



2 Electrical Specifications @ 25°C

1G Base-T Series


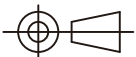
Part Number	OCL (μH)	DCR (Ω)	Insertion Loss (dB)		Return Loss (dB)		PoE Rating
	Min		Max		Min		
	100KHz,0.1V	Max	0.5-1MHz	1-125MHz	1-40MHz	40-100MHz	
WHLT-4532B-201MGN	200 @8mA	3.00	-1.2	-0.2-0.002*f^1.4	-16	-10+20log(f/80)	NON-PoE
WHLT-4532B-201MGF	200 @10.5mA	3.00					PoE AF
WHLT-4532B-351MGN	350 @8mA	6.00					NON-PoE
WHLT-4532B-351MGF	350 @10.5mA	6.00					PoE AF
WHLT-4532B-181MGT	180 @15mA	6.00					PoE AT

2.5G/5G Base-T Series

Part Number	OCL (μH)	DCR (Ω)	Insertion Loss (dB)		Return Loss (dB)		PoE Rating
	Min		Max		Min		
	100KHz,0.1V	Max	1-100MHz	100-250 MHz	1-100 MHz	100-250 MHz	
WHLT-4532B-201MQN	200 @8mA	3.00	-1.0	-2.0	-16	-16+10log(f/40)	NON-PoE
WHLT-4532B-201MQF	200 @10.5mA	3.00					PoE AF
WHLT-4532B-181MQT	180 @15mA	3.00					PoE AT

10G Base-T Series

Part Number	OCL (μH)	DCR (Ω)	Insertion Loss (dB)				Return Loss (dB)				PoE Rating	
	Min		Max				Min					
	100KHz,0.1V	Max	1-200 MHz	200-300 MHz	300-400 MHz	400-500 MHz	1-100 MHz	100-200 MHz	200-300 MHz	300-400 MHz		400-500 MHz
WHLT-4532B-121MMN	120 @8mA	2.00	-1.2	-1.5	-2	-3	-18	-16	-12	-10	-8	NON-PoE
WHLT-4532B-121MMF	120 @10.5mA	2.00										PoE AF
WHLT-4532B-121MMT	120 @15mA	2.00										PoE AT

 苏州沃虎电子科技有限公司 Su Zhou Voohu Electronic Tech.Co.Ltd	TITLE: Pulse Transformer	SIZE A4	UNITS MM[INCH]	GENERAL TOLERANCES UNLESS SPECIFIED		APPROVED BY: Geoffrey.Song
	PART NO.: WHLT-4532B Series	SACLE 1:1	REV A0	x±0.35	x°±3.0°	CHECKED BY: Elvis.Song
	REMARK:1G/2.5G/10G Base-T Available	SHEET 1/5		.xx±0.25	.xx°±1.5°	DESIGND BY: Sunny.Xu

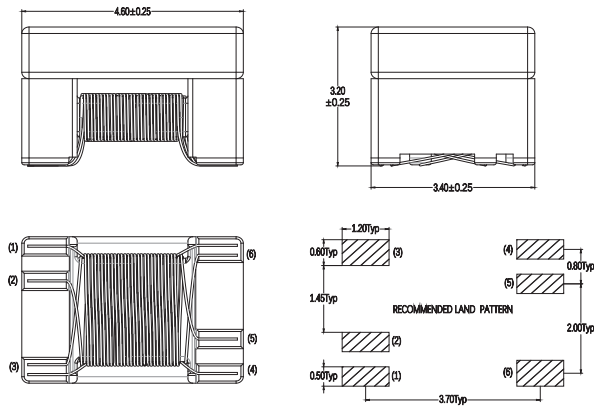
TEL: +86 400 1048 018

WEB: WWW.WOHU-TEK.COM

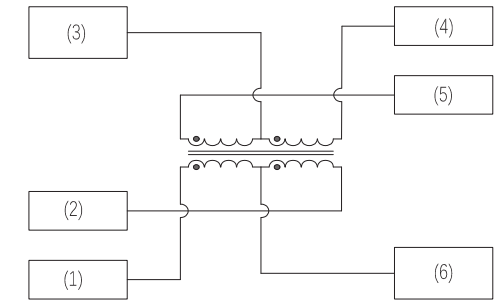
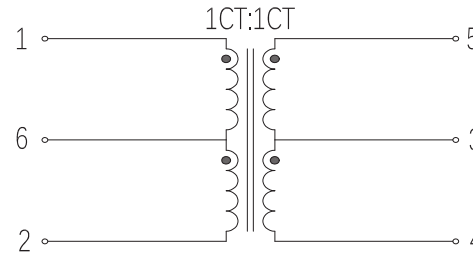
.xxx±0.10

.xxx°±1.0°

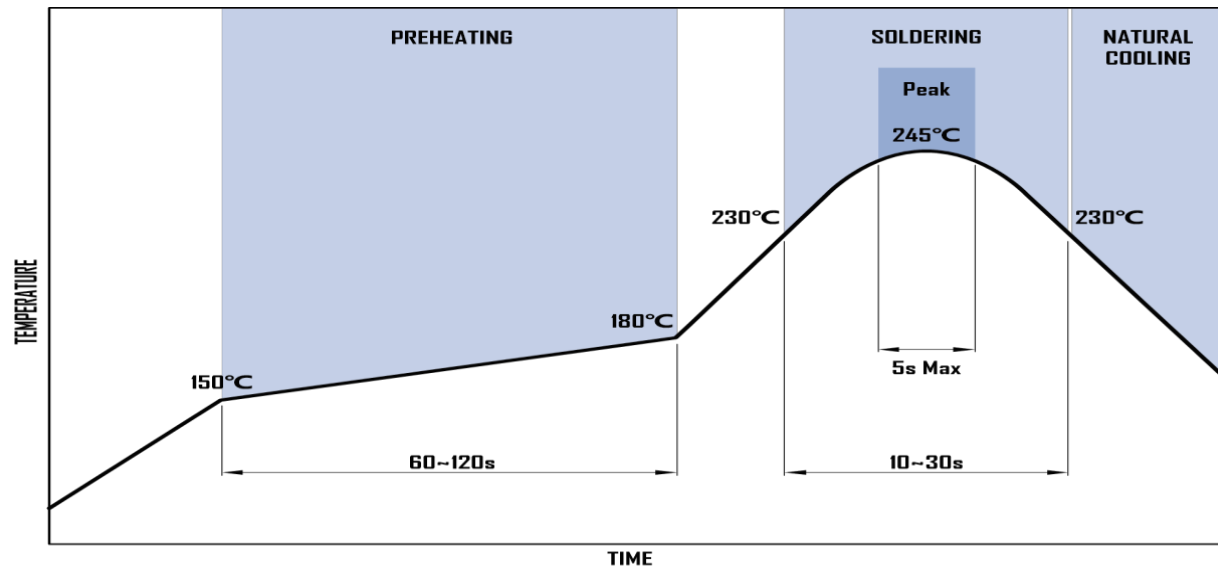
3 Dimensions (mm)& recommend layout



4 Schematics



5 Recommended Reflow Profile



VOOHU 苏州沃虎电子科技有限公司
Su Zhou Voohu Electronic Tech.Co.Ltd

TITLE:
Pulse Transformer

SIZE
A4
UNITS
MM[INCH]

GENERAL TOLERANCES
UNLESS SPECIFIED

APPROVED BY:
Geoffrey.Song

PART NO.:
WHLT-4532B Series

SACLE
1:1
REV
A0

$x \pm 0.35$
 $.x \pm 0.30$
 $.xx \pm 3.0^\circ$
 $.x^\circ \pm 2.0^\circ$

CHECKED BY:
Elvis.Song

TEL: +86 400 1048 018

WEB: WWW.WOHU-TEK.COM

REMARK: 1G/2.5G/10G Base-T
Available

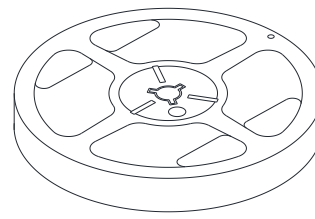
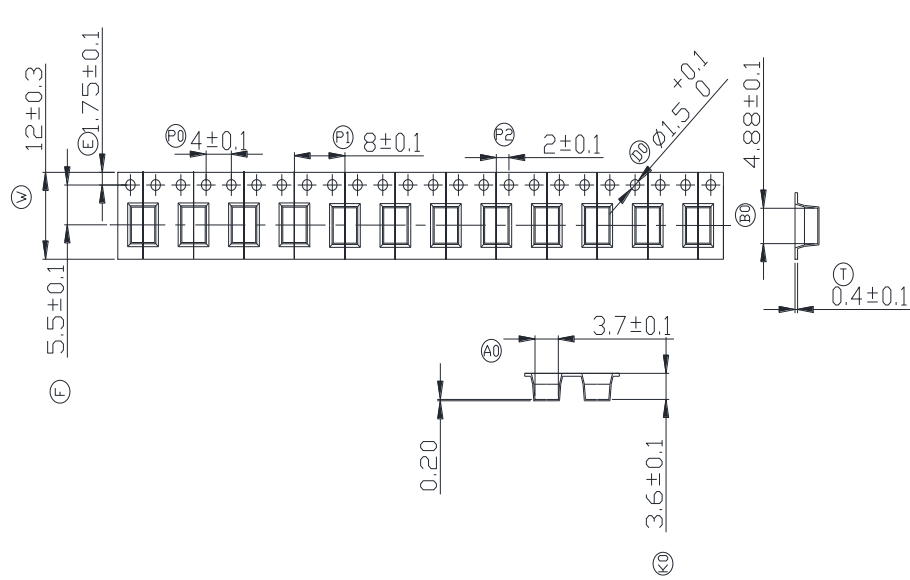
SHEET
2/5



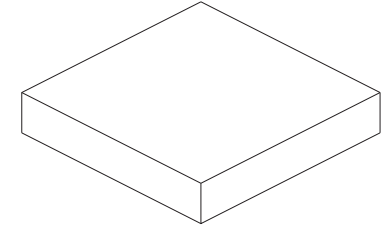
$.xx \pm 0.25$
 $.xxx \pm 0.10$
 $.xx^\circ \pm 1.5^\circ$
 $.xxx^\circ \pm 1.0^\circ$

DESIGN BY:
Sunny.Xu

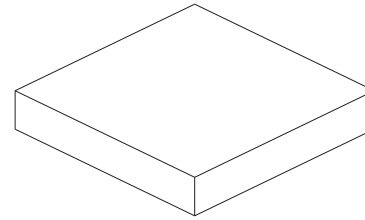
6 Packaging specification



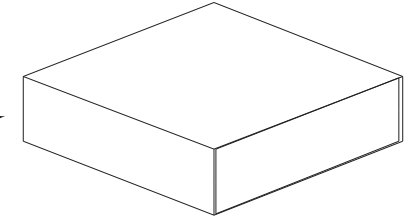
Four Reel



One Inner Carton



Five Inner Carton



One Export Carton

Package Quantity:
 One Reel=2000 Pcs
 One Inner Carton=2000*4=8000 Pcs
 One Export Carton=8000*5=40000 Pcs

VOOHU 苏州沃虎电子科技有限公司
 Su Zhou Voohu Electronic Tech.Co.Ltd

TITLE: Pulse Transformer	SIZE A4	UNITS MM[INCH]	GENERAL TOLERANCES UNLESS SPECIFIED		APPROVED BY: Geoffrey.Song
			x±0.35	x°±3.0°	
PART NO.: WHLT-4532B Series	SACLE 1:1	REV A0	.xx±0.30	.x°±2.0°	CHECKED BY: Elvis.Song
			.xxx±0.10	.xxx°±1.0°	
REMARK:1G/2.5G/10G Base-T Available	SHEET 3/5				DESIGND BY: Sunny.Xu

TEL: +86 400 1048 018

WEB: WWW.WOHU-TEK.COM

7 Reliability test

NO.	Test Item	Standard Reference	Test Condition
1	High temperature storage test	IPC/JEDEC J-STD-020D	Temperature: 125±2°C Time: 168 hours Measurement at 24±4 hours after test conclusion.
2	Low temperature test	IPC/JEDEC J-STD-020D	Temperature: -40±2°C Time: 168 hours Measurement at 24±4 hours after test conclusion.
3	Constant temperature and constant humidity test	GB/T 2423.3(IEC 60068-2-78)	Temperature: 40±2°C / humidity:93±2%RH Time: 1000 hours Measurement at 24±4 hours after test conclusion.
4	High temperature and high humidity test	GB/T 2423.50	Temperature: 85±2°C / humidity:85±2%RH Time: 1000 hours Measurement at 24±4 hours after test conclusion.
5	Thermal shock test	IPC/JEDEC J-STD-020D	First -40±5°C for 30±2 minutes, last 125°C 30±2 minutes as 1 cycle. Total 100 cycles.
6	Salt spray test	GB/T2423.17 (IEC 60068-2-11)	Concentration :(5±0.1) % PH : 6.5 ~ 7.2 Temperature: 35 ±2 °C Time: 24 hours

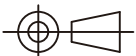
7	Solder ability test	GB/T 2423.28 (IEC 60068-2-20)	Preheating: 150±5°C, 60 seconds Immerse the terminal in flux for 5 seconds.then dip the terminal into a soldering bath of 245±5°C for 2±0.5 seconds.
8	Drop test	GB/T 2423.8 (IEC 60068-2-32)	Floor should be hard,strong,concrete. Height:0.8m. Test 6 surfaces , 3 ridges and 1 corner of Test-box.
9	Vibration test	GB/T 4857.7	Apply frequency 10~100~10Hz 1.52mm±10% amplitude in each of perpendicular direction for 20 minutes. Total 12 cycles
10	Soldering resistance test	GB/T 2423.50	Preheating: 150±5°C, 60~120 seconds dip the terminal into a soldering bath of 260±5°C for 10±3 seconds with 3 times.
11	Terminal strength	MIL-STD-202	PCB specification: 100mm X 40mm. 4 layer board Thickness: 1.60 + / - 0.2 mm 1、>0805 inch/2012mm : 9.8N (1kg) 2、<=0805 inch/2012mm: 4.9N (0.5kg) Hold time: 60±1 s
12	Plate bending test	MIL-STD-202	PCB specification: 100mm X 40mm. 4 layer board Thickness: 1.60 + / - 0.2 mm Displacement: 2mm Hold time: 60±1s

VOOHU 苏州沃虎电子科技有限公司
Su Zhou Voohu Electronic Tech.Co.Ltd

TITLE: Pulse Transfomer
SIZE A4 UNITS MM[INCH] GENERAL TOLERANCES UNLESS SPECIFIED APPROVED BY: Geoffrey.Song

PART NO.: WHLT-4532B Series
SACLE 1:1 REV A0
.x±0.35 x°±3.0°
.x±0.30 .x°±2.0°
CHECKED BY: Elvis.Song

TEL: +86 400 1048 018 WEB: WWW.WOHU-TEK.COM

REMARK:1G/2. 5G/10G Base-T Available
SHEET 4/5  .xx±0.25 .xx°±1.5°
.xxx±0.10 .xxx°±1.0°
DESIGND BY: Sunny.Xu



REMINDERS

The best assembly quality guarantee period of product: 12 months (From shipment date)
Storage condition : seal in packaging, (temperature: 5 to 40°C, humidity: 10 to 75% RH or less).

If taking out for use, the remaining products should be sealed in plastic bags and preserved in accordance with the above conditions, to avoid oxidation of electrodes and affect soldering status.

Do not use or store in locations where there are conditions such as gas corrosion (salt, acid, alkali, etc.).

Before soldering, be sure to preheat components.
The preheating temperature should be set so that the temperature difference between the solder temperature and chip temperature does not exceed 150°C.

Always handle products with care to avoid damage.

Do not touch electrodes with bare hands directly, as oil secretions may inhibit soldering.
Always ensure optimum conditions for soldering.



Soldering corrections after mounting should be within the range of the conditions determined in the specifications.If overheated, a short circuit, performance deterioration, or lifespan shortening may occur.

Use a wrist band to discharge static electricity in your body through the grounding wire.

Do not expose the products to magnets or magnetic fields.

Do not use for a purpose outside of the contents regulated in the delivery specifications.

Do not use for Automotive application.

 苏州沃虎电子科技有限公司 Su Zhou Voohu Electronic Tech.Co.Ltd	TITLE: Pulse Transfomer		SIZE A4	UNITS MM[INCH]	GENERAL TOLERANCES UNLESS SPECIFIED		APPROVED BY: Geoffrey.Song
	PART NO.: WHLT-4532B Series		SACLE 1:1	REV A0	x±0.35 .x±0.30	x°±3.0° .x°±2.0°	CHECKED BY: Elvis.Song
	TEL: +86 400 1048 018	WEB: WWW.WOHU-TEK.COM	REMARK: 1G/2. 5G/10G Base-T Available	SHEET 5/5		.xx±0.25 .xxx±0.10	.xx°±1.5° .xxx°±1.0°